

**Ale Imran & Co.**  
Chartered accountants

---

**MIRZA SUGAR MILLS LTD.**



**COST AUDIT REPORT**


**FOR THE YEAR ENDED**  
**SEPTEMBER 30<sup>TH</sup>, 2008**

---

**Ale Imran & Co.**  
Chartered accountants

---

**MIRZA SUGAR MILLS LTD.**



**COST AUDIT REPORT TO  
S.E.C.P**

**FOR THE YEAR ENDED  
SEPTEMBER 30<sup>TH</sup>, 2008**

---

Date: January 15<sup>th</sup>, 2009

**Mr. TARIQ BAKHTAWAR**  
Director Enforcement,  
SECP, 7<sup>th</sup> Floor, NIC Building,  
63-Jinnah Avenue  
Islamabad.  
Ph. No. 051-9207091-4

Sub: **Cost Auditor's Report of M/s. Mirza Sugar Mills Limited**

Dear Sir,

With reference to our appointment as cost auditors of **M/s. Mirza Sugar Mills Limited** for the year ended September 30, 2008 under rule 3 of Companies (Audit of Cost Accounts) Rules, 1998 (the Rules) we are pleased to submit the observations and conclusions as required by SECP along with enclosed cost audit report.

1. The management accounts provided and the audited accounts accompanied by all related schedules required for cost audit were completed in nature so in our opinion there was nothing to report wrongly or unjustified.
2. As provided in the audited accounts (Auditor's Report to the Members, 3. b. ii and iii) we further certify that company's funds have not been used in negligible or inefficient manner.
3. Due to overall funds flow constraints, as substantiated by the cash flow statement, the Company has started implementing cost controlling factors evidence from the head:

Commission (Annex. 3)  
Transport & Subsidy  
Salaries & Wages

4. Current year date convince us in comment that company's efforts are remarkable in cost Controlling measures.

We assure you of our best professional services.

Yours truly,


**Ale Imran & Co.**  
Chartered Accountants

ENCL: Original Challan

**Ale Imran & Co.**  
Chartered accountants

---

**MIRZA SUGAR MILLS LTD.**



**COST AUDIT REPORT TO  
MIRZA SUGAR MILLS LIMITED**

**FOR THE YEAR ENDED  
SEPTEMBER 30<sup>TH</sup>, 2008**

---

## COST AUDITORS'S REPORT

We M/s. Ale Imran & Co. Chartered Accountants having been appointed to conduct the audit of cost accounts of M/s. Mirza Sugar Mills Limited have examined the books of account and the statements prescribed under clause (e) of sub-section (1) of section 230 of the Companies Ordinance, 1984 and the other relevant record for the year ended on September 30, 2008 and report that:-

(1) We have obtained all the information and explanation, which to the best of our knowledge and belief were necessary for the purposes of this audit.

(2) In our opinion:-

(a) Proper cost accounting records as required by clause (e) of sub-section (1) of section 230 of the Companies Ordinance, 1984 (XLVII of 1984), and as required by these rules, have been kept by the company;

(b) Proper returns, statements and schedules for the purpose of audit of cost accounts have been received by us;

(c) The said books and records give the information required by the rules in the manner so required; and

(3) In our opinion and, subject to the best of our information:-

(a) The annexed statement of capacity utilization and stock-in-trade are in agreement the books of account of the company and exhibit true and fair view of the company's affairs; and

(b) Cost accounting records have been properly kept so as to give a true and fair view of the cost of production, processing, manufacturing and marketing of the under mentioned products of the company, namely :-

(I) Sugar

(II) Molasses

The matter contained in the ANNEX forms part of this report.

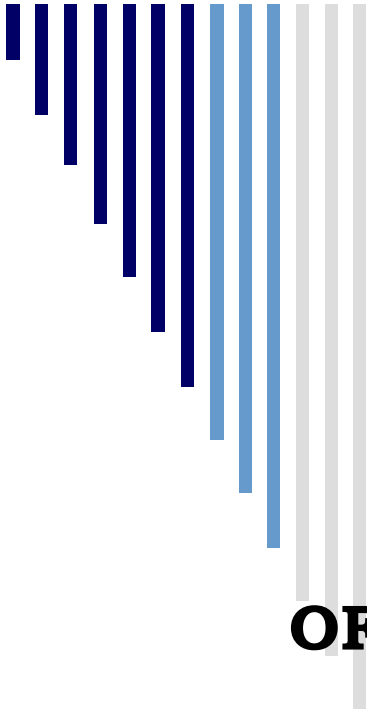
Karachi;  
Dated: \_\_\_\_\_

**Ale Imran & Co.**  
Chartered Accountants

**Ale Imran & Co.**  
Chartered accountants

---

**MIRZA SUGAR MILLS LTD.**



**RECONCILIATION  
OF FINANCIAL RECORD**

**FOR THE YEAR ENDED  
SEPTEMBER 30<sup>TH</sup>, 2008**

---

**MIRZA SUGAR MILLS LIMITED**  
**For The Year Ended September 30, 2008**


Reconciliation Of Cost Account With Financial Figures

	2007-2008	2006-2007
Cost of Goods Sold(Financial Record)	601,107,148	488,275,987
Add: Operating Expenses	37,747,672	27,301,969
Finance Charges	17,451,240	21,246,137
<b>Figure Cost Record</b>	<b>656,306,060</b>	<b>536,824,093</b>
Add: Sales Tax	105,130,825	74,273,583
	<b>761,436,885</b>	<b>611,097,676</b>
Less: Molasses	(82,958,728)	(20,545,918.00)
<b>Figure as Financial Record</b>	<b>678,478,157</b>	<b>590,551,758</b>

**Ale Imran & Co.**  
Chartered accountants

---

**MIRZA SUGAR MILLS LTD.**



**Annexure # 1**

**Statement of Cost of Production & Sale of  
White Bagged Sugar**

**FOR THE YEAR ENDED  
SEPTEMBER 30<sup>TH</sup>, 2008**

---



MIRZA SUGAR MILLS LIMITED

Annexure # 1

Statement of Cost of Production And Sale of White Bagged Sugar

For The Year Ended September 30, 2008

Quantitative Data - Bagged Sugar (M. Tons)	Current Year 2008		Prior Year 2007	
OPENING STOCK	0.800		15.200	
PRODUCTION	31,090.000		20,131.500	
SALES	28,944.600		20,145.900	
CLOSING STOCK	2,146.200		0.800	

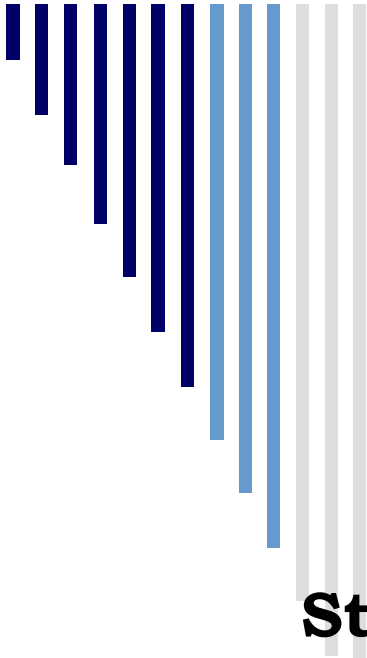
  

Description	Amount(Rs.)	Cost/Ton	Amount(Rs.)	Cost/Ton
Raw Material (D):				
Sugar Cane (Annex # 3)	545,191,887.81	17,535.92	419,168,100.80	20,821.50
Process Material Annex. # 5	9,000,707.86	289.50	4,733,400.12	235.12
<b>SUB TOTAL</b>	<b>554,192,595.67</b>	<b>17,825.42</b>	<b>423,901,500.92</b>	<b>21,056.63</b>
Salaries, Wages & Benefits (Annex. 6) (S)	20,623,232.87	663.34	15,007,146.20	745.46
Repair & Maintenance (S)	13,437,599.62	432.22	8,327,005.94	413.63
Steam (Annex. 07) (S)	3,407,203.51	109.59	3,461,325.24	171.94
Electric Power Generation (Annex. 08) (S)	9,905,811.27	318.62	8,061,497.89	400.44
Insurance (S)	3,514,223.00	113.03	3,469,188.00	172.33
Depreciation(S)	21,886,713.00	703.98	23,998,321.00	1,192.08
Factory Overheads (Annex. 09) (S)	6,624,373.47	213.07	5,175,781.01	257.10
Add: Opening Stock of WIP (S)	-	-	1,203,329.00	59.77
Less: Closing Stock of WIP (S)			(1,245,931.00)	(61.89)
<b>Less: Realizable value of By Product: (D)</b>				
Molasses	(82,258,728.00)	-	(26,507,700.00)	-
Sale of Bagass			(173,506.00)	
<b>SUB TOTAL</b>	<b>(82,258,728.00)</b>	<b>-</b>	<b>(26,681,206.00)</b>	<b>-</b>
<b>Net Cost Of Goods Manufacturing</b>	<b>551,333,024.41</b>	<b>17,733.45</b>	<b>464,677,958.20</b>	<b>23,082.13</b>
<b>Net Cost Of Goods Manufacturing</b>	<b>551,333,024.41</b>	<b>17,733.45</b>	<b>464,677,958.20</b>	<b>23,082.13</b>
Add: Packing Material (S)	8,479,797.16	272.75	5,181,862.20	257.40
<b>Net Cost of Bagged Sugar</b>	<b>559,812,821.57</b>	<b>18,006.20</b>	<b>469,859,820.40</b>	<b>23,339.53</b>
Excise Duty/Sales Tax (S)	105,130,825.00	3,381.50	74,273,583.00	3,689.42
<b>Total Cost Of Bagged Sugar</b>	<b>664,943,646.57</b>	<b>21,387.70</b>	<b>74,273,583.00</b>	<b>3,689.42</b>
Add: Opening Stock (S)	(37,648,604.00)	-	417,239.00	-
Less: Closing Stock (S)	-	-	-	-
<b>Cost of Sales</b>	<b>627,295,042.57</b>	<b>20,176.75</b>	<b>544,550,642.40</b>	<b>27,049.68</b>
Administrative Expenses (Anex 10)	32,167,143.66	1,034.65	32,167,143.66	1,597.85
Selling & Distribution Exp.(Annex.11) (S)	2,324,769.95	74.78	2,324,769.95	115.48
Financial Charges (S)	17,451,239.60	561.31	21,246,136.88	1,055.37
Other Charges	-	-	2,000.00	0.10
<b>Total for Annexure</b>	<b>679,238,195.78</b>	<b>21,847.49</b>	<b>600,290,692.89</b>	<b>29,818.48</b>

**Ale Imran & Co.**  
Chartered accountants

---

**MIRZA SUGAR MILLS LTD.**



**Annexure # 2**  
**Statement Showing Cost of**  
**Sugar-Cane Produced**

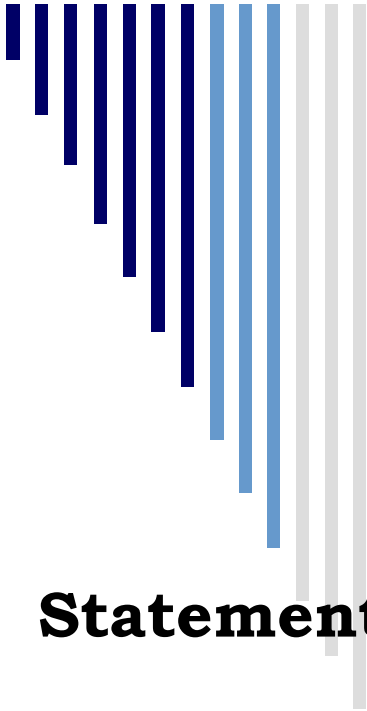
**FOR THE YEAR ENDED**  
**SEPTEMBER 30<sup>TH</sup>, 2008**

---

**Ale Imran & Co.**  
Chartered accountants

---

**MIRZA SUGAR MILLS LTD.**



**Annexure # 3**

**Statement Showing Cost of Sugar Cane  
Crushed**

**FOR THE YEAR ENDED  
SEPTEMBER 30<sup>TH</sup>, 2008**

---

**MIRZA SUGAR MILLS LIMITED**  
**Statement Showing Cost Of Sugar Cane Crushed**  
**For The Year Ended September 30, 2008**

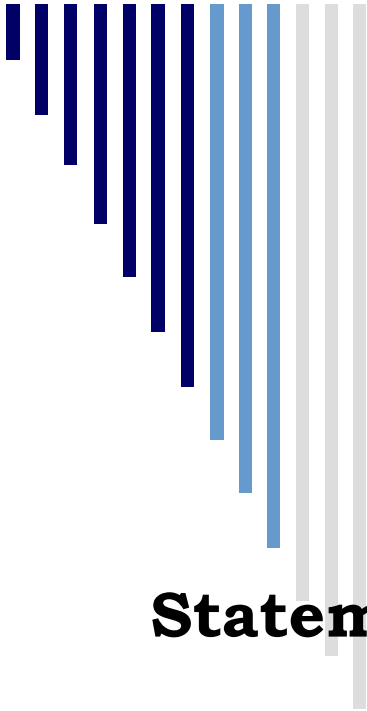
ANNEXURE # 3

Quantitative Data - (M. Tons)	Current year 2008			Prior Year 2007		
Total Sugar Production (M.Tons)	31,090.00			20,131.50		
Description	Qty (Ton)	Rs.(Ton)	Amount	Qty (Ton)	Rs.(Ton)	Amount
Sugar Cane Purchased (S)	334,735.32	1,583.71	530,123,673.64	210,622.19	1,675.00	352,792,205.40
Commission on Sugar Cane (S)			-	210,622.19	1.07	224,664.03
Quality Premium (S)			-	210,622.19	100.00	21,062,219.00
Sugar Cane Loading/unloading(S)	334,735.32	2.9691	993,860.21	210,622.19	4.19	881,704.28
<b>Prime Cost</b>	<b>669,470.64</b>	<b>1,586.6791</b>	<b>531,117,533.85</b>	<b>842,488.76</b>	<b>1,780.25</b>	<b>374,960,792.71</b>
<b>Taxes &amp; Levies (D)</b>						
Road Cess	334,735.32	6.25	2,092,095.74	210,622.19	6.25	1,316,388.70
<b>SUB TOTAL</b>	<b>334,735.32</b>	<b>6.25</b>	<b>2,092,095.74</b>	<b>210,622.19</b>	<b>6.25</b>	<b>1,316,388.70</b>
<b>Transportation Charges (D)</b>						
Transportation Subsidy on Sugar Cane	334,735.32	18.50	6,192,326.77	210,622.19	178.70	37,639,123.12
Sugar Cane Procurement Exp	334,735.32	0.06	19,415.00	210,622.19	0.20	41,214.00
<b>SUB TOTAL</b>	<b>334,735.32</b>	<b>18.56</b>	<b>6,211,741.77</b>	<b>210,622.19</b>	<b>178.90</b>	<b>37,680,337.12</b>
Salaries, Wages & Benefits (AN.6) (S)	334,735.32	16.77	5,612,425.28			
Other Expenditure at Cane Centers (D)				210,622.19	24.00	5,055,060.27
Other Expenses	334,735.32	0.47	156,460.00	210,622.19	0.74	155,522.00
<b>SUB TOTAL</b>	<b>334,735.32</b>	<b>0.47</b>	<b>156,460.00</b>	<b>210,622.19</b>	<b>0.74</b>	<b>155,522.00</b>
<b>TOTAL FOR ANNEXURE</b>	<b>334,735.32</b>	<b>1,628.73</b>	<b>545,191,887.81</b>	<b>210,622.19</b>	<b>1,990.14</b>	<b>419,168,100.80</b>

**Ale Imran & Co.**  
Chartered accountants

---

**MIRZA SUGAR MILLS LTD.**



**Annexure # 4**  
**Statement Showing Cost of Beet**  
**Consumed**

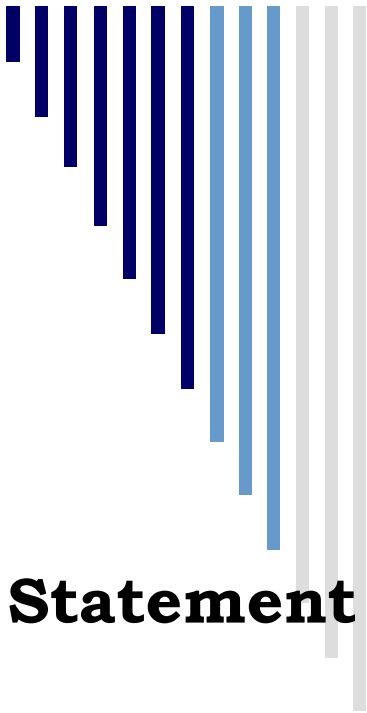
**FOR THE YEAR ENDED**  
**SEPTEMBER 30<sup>TH</sup>, 2008**

---

**Ale Imran & Co.**  
Chartered accountants

---

**MIRZA SUGAR MILLS LTD.**



**Annexure # 5**

**Statement of Cost of Processing Material  
Consumed**

**FOR THE YEAR ENDED  
SEPTEMBER 30<sup>TH</sup>, 2008**

---

**MIRZA SUGAR MILLS LIMITED**  
**Statement of Cost of Process Material Consumed**  
**For The Year Ended September 30, 2008**

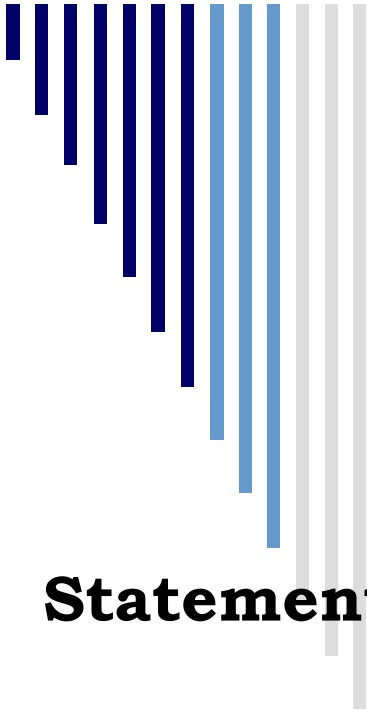
ANNEXURE # 5

Quantitative Data - Bagged Sugar (M. Tons)	Current Year 2008		Prior Year 2007	
Total Sugar Production (M.Tons)	31,090.000		20,131.500	
Description	Amount(Rs.)	Cost/Ton	Amount(Rs.)	Cost/Ton
Line Making Charges (S)	63,699.00	2.05	57,916.00	2.88
Other (S)	8,937,008.86	287.46	4,675,484.12	232.25
<b>Total For Process Material Consumed</b>	<b>9,000,707.86</b>	<b>289.50</b>	<b>4,733,400.12</b>	<b>235.12</b>
<b>Less: Allocated to :- (D)</b>				
Raw Material (Annex. 01)	(9,000,707.86)	0	(4,733,400.12)	0
Steam (Annex. 07)	-	0	-	0
<b>SUB TOTAL</b>	<b>(9,000,707.86)</b>	<b>0</b>	<b>(4,733,400.12)</b>	<b>0</b>
<b>Total for Annexure</b>	<b>- -</b>		<b>- -</b>	

**Ale Imran & Co.**  
Chartered accountants

---

**MIRZA SUGAR MILLS LTD.**



**Annexure # 6**

**Statement of Cost of Salaries, Wages &  
Benefits**

**FOR THE YEAR ENDED  
SEPTEMBER 30<sup>TH</sup>, 2008**

---



MIRZA SUGAR MILLS LIMITED

ANNEXURE # 6

Statement of Cost of Salaries, Wages & Benefits

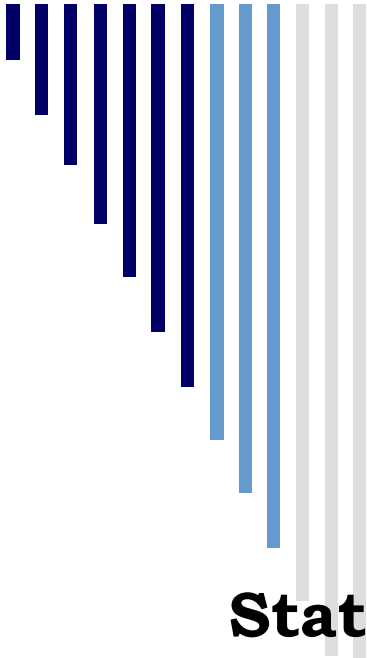
For The Year Ended September 30, 2008

Quantitative Data - Bagged Sugar (M. Tons)	Current Year 2008		Prior Year 2007	
Total Sugar Production (M.Tons)	31,090.00		20,131.50	
Description	Amount(Rs.)	Cost/Ton	Amount(Rs.)	Cost/Ton
<b>Salaries: (D)</b>				
Officers & Permanent Staff	27,053,712.53	870.17	22,188,321.82	1,102.17
Seasonal Staff	2,166,377.38	69.68	2,562,543.88	127.29
Daily Wages	6,769,013.00	217.72	4,353,068.00	216.23
Bonuses	5,166,456.52	166.18	2,158,712.79	107.23
Overtime	1,282,414.42	41.25	1,191,968.93	59.21
C.P.L	583,456.29	18.77	522,281.00	25.94
<b>SUB TOTAL</b>	<b>43,021,430.14</b>	<b>1,383.77</b>	<b>32,976,896.42</b>	<b>1,638.07</b>
<b>Benefits: (D)</b>				
Medical Expenses	564,293.00	18.15	582,354.90	28.93
Canteen Subsidy/Expense	125,116.00	4.02	107,347.00	5.33
Welfare, Recreation	42,300.00	1.36	41,900.00	2.08
Education Cess/Expense	23,100.00	0.74	7,250.00	0.36
Group Insurance/Workmen Comp.	505,968.00	16.27	472,538.00	23.47
Provident Fund	967,565.00	31.12	802,552.00	39.87
Gratuity & Pension	26,163.00	0.84	17,465.00	0.87
E.O.B.I	918,212.00	29.53	604,339.00	30.02
Mess Subsidy/ Expenses	662,528.50	21.31	535,401.17	26.60
Others	3,326,261.35	106.99	1,805,059.50	89.66
<b>SUB TOTAL</b>	<b>7,161,506.85</b>	<b>230.35</b>	<b>4,976,206.57</b>	<b>247.19</b>
<b>Total For Salaries, Wages &amp; Benefits</b>	<b>50,182,939.99</b>	<b>1,614.12</b>	<b>37,953,102.99</b>	<b>1,885.26</b>
Less: Allocated to :- (D)				
Cost of Production&Sales(Annex.1)	(20,623,232.87)		(15,007,146.20)	
Raw Material (Annex. 3)	(5,612,425.28)		(5,055,060.27)	
Electricity Generation (Annex. 8)	(2,195,396.96)		(1,851,585.55)	
Administration Expenses (Ann. 10)	(21,751,884.88)		(16,039,310.97)	
<b>SUB TOTAL</b>	<b>(50,182,939.99)</b>		<b>(37,953,102.99)</b>	
<b>Total for Annexure</b>				

**Ale Imran & Co.**  
Chartered accountants

---

**MIRZA SUGAR MILLS LTD.**



**Annexure # 7**

**Statement of Cost of Steam  
Generated Consumed**

**FOR THE YEAR ENDED  
SEPTEMBER 30<sup>TH</sup>, 2008**

---

**MIRZA SUGAR MILLS LIMITED**  
**Statement of Cost of Steam Generated & Consumed**  
**For The Year Ended September 30, 2008**

ANNEXURE #7

Quantitative Data - Bagged Sugar (M. Tons)	Current Year 2008			Prior Year 2007		
	Unit		Amount	Unit		Amount
Types Of Steam Boilers Used	No.	2	2	No.	2	2
Number Of Days Worked	Days	-	-	Days	101	101
Installed Capacity	Tons	-	-	Tons	0	0
Utilized Capacity	Tons	226,376	226,376	Tons	268,214	268,214
Productions:						
High Pressure Steam	Tons	-	-	Tons	137,545	137,545
Medium Pressure Steam	Tons	226,376	226,376	Tons	-	-
Low Pressure Steam	Tons	-	-	Tons	130,668	130,668
Less: Transit Losses	Tons	11,318	11,318	Tons	6,877	6,877
<b>Total</b>	<b>Tons</b>	<b>215,057</b>	<b>215,057</b>	<b>Tons</b>	<b>261,337</b>	<b>261,337</b>

Description	Quantity	Rs./Ton	Amount	Quantity	Rs./Ton	Amount
Fuels: (D)						
Baggase - Purchased	-	32.51	-	-	-	-
Furnace Oil	10,069.20	32.51	328,401.60	40,767.85	17.28	704,438.60
Fire Wood	10,731.68	32.51	348,887.20	23,181.69	17.30	401,043.25
<b>SUB TOTAL</b>	<b>2,800.89</b>	<b>32.51</b>	<b>677,288.80</b>	<b>63,949.54</b>	<b>17.30</b>	<b>1,105,481.85</b>
-						
Repairs & Maintenance (S)	192,340.89	32.51	6,253,002.49	195,014.23	17.30	3,373,746.18
Depreciation (S)	-	32.51	-	-	-	-
Chemicals (Annex. 05) (S)	-	32.51	-	-	-	-
Other Fac. O. Heads (Ann.09) (S)	1,916.19	32.51	62,295.45	2,373.38	17.30	41,059.47
Other Expenses (S)	-	32.51	-	-	-	-
<b>Total Cost Of Steam Generated</b>	<b>215,057.98</b>	<b>32.51</b>	<b>6,992,586.74</b>	<b>261,337.15</b>	<b>17.30</b>	<b>4,520,287.50</b>
-						

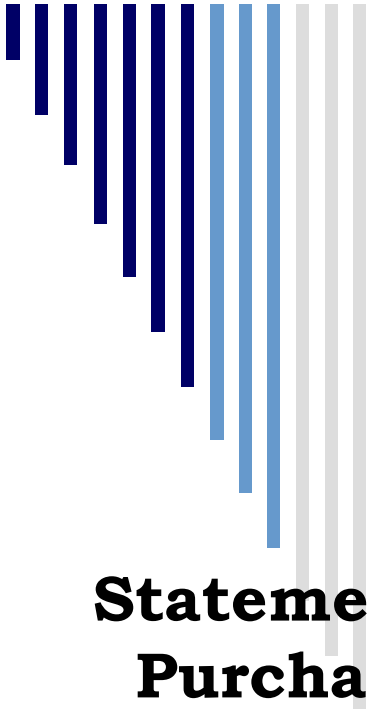
Allocations: (D)						
White Bagged Sugar (An. 1)	(104,772.43)	32.51	(3,407,203.51)	(76,334.17)	-	(3,461,325.24)
Elec. Power Generation (An. 8)	(110,285.55)	32.51	(3,585,383.23)	(61,211.70)	-	(1,058,962.41)
Others (Col./Off. Bldg.) (An. 10)	-	32.51	-	-	-	-
<b>SUB TOTAL</b>	<b>(215,057.98)</b>	<b>32.51</b>	<b>(6,992,586.74)</b>	<b>(137,545.87)</b>	<b>17.30</b>	<b>(4,520,287.65)</b>

<b>Total For Annexure</b>	<b>0.00</b>	<b>-</b>	<b>-</b>	<b>123,791.28</b>	<b>-</b>	<b>-</b>
---------------------------	-------------	----------	----------	-------------------	----------	----------

**Ale Imran & Co.**  
Chartered accountants

---

**MIRZA SUGAR MILLS LTD.**



**Annexure # 8**

**Statement of Cost of Electric Power  
Purchased/Generated/Consumed**

**FOR THE YEAR ENDED  
SEPTEMBER 30<sup>TH</sup>, 2008**

---

MIRZA SUGAR MILLS LIMITED

ANNEXURE # 8

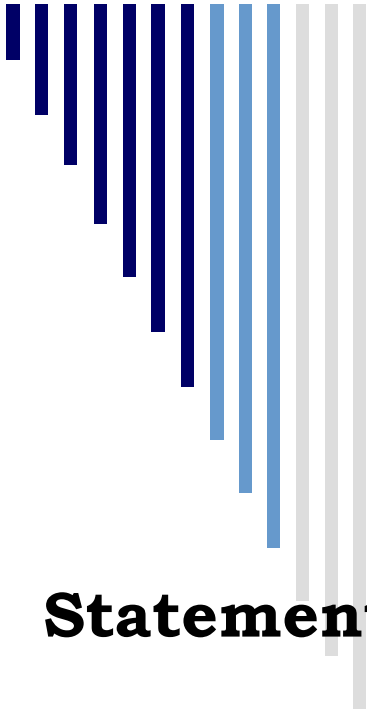
Statement of Cost of Of Electric Power Purchased/Generated/Consumed  
For The Year Ended September 30, 2008

Quantitative Data - (M. Tons)	Current Year 2008			Prior Year 2007		
Installed Capacity	0			0		
Units Generated	8,169,300			5,564,916		
Description	Quantity	Rate/Unit	Amount	Quantity	Rate/Unit	Amount
Steam(Ann-07) (S)	2,889,664.57	1.24	3,585,383.23	705,974.94	1.50	1,058,962.41
Sal. Wages & Ben. (An.6) (S)	1,770,481.41	1.24	2,195,396.96	1,234,390.36	1.50	1,851,585.54
Repair & Maintenance (S)	312,875.22	1.24	387,965.28	613,478.52	1.50	920,217.78
Duty On Electricity (S)	65,883.06	1.24	81,695.00	38,493.33	1.50	57,740.00
Diesel for Generator(S)	763,617.74	1.24	946,886.00	560,446.66	1.50	840,669.99
Power Purchased(S)	2,294,206.45	1.24	2,844,816.00	2,348,342.00	1.50	3,522,513.00
Depreciation(S)	-	1.24	-	0.00	1.50	0.00
Other Fact. O. heads (An. 9)(S)	72,572.48	1.24	89,989.88	50,367.09	1.50	75,550.64
<b>Total Cost Of Eelec. Power Gener.</b>	<b>8,169,300.96</b>	<b>1.24</b>	<b>10,132,132.35</b>	<b>5,551,492.90</b>	<b>1.50</b>	<b>8,327,239.35</b>
Allocations: (D)						
08-9501 White Bag'd Sugar(An. 1)	(8,334,369.96)	1.24	(9,905,811.27)	(5,788,546.00)	1.50	-8,061,497.89
85-9510 Others (Col. Off Bldgs.) (An. 10)	(182,517.00)	1.24	(226,321.08)	(177,161.00)	1.50	-265,741.50
<b>SUB TOTAL</b>	<b>(8,516,886.96)</b>	<b>1.24</b>	<b>(10,132,132.35)</b>	<b>(5,965,707.00)</b>	<b>1.50</b>	<b>-8,327,239.39</b>
<b>Total for Annexure</b>	<b>(347,586.00)</b>	<b>1.24</b>	<b>-</b>	<b>(414,214.10)</b>	<b>1.50</b>	<b>0</b>

**Ale Imran & Co.**  
Chartered accountants

---

**MIRZA SUGAR MILLS LTD.**



**Annexure # 9**

**Statement of Other Factory Overheads**

**FOR THE YEAR ENDED**  
**SEPTEMBER 30<sup>TH</sup>, 2008**

---

**MIRZA SUGAR MILLS LIMITED**  
**Statement of Other Factory Overheads**  
**For The Year Ended September 30, 2008**

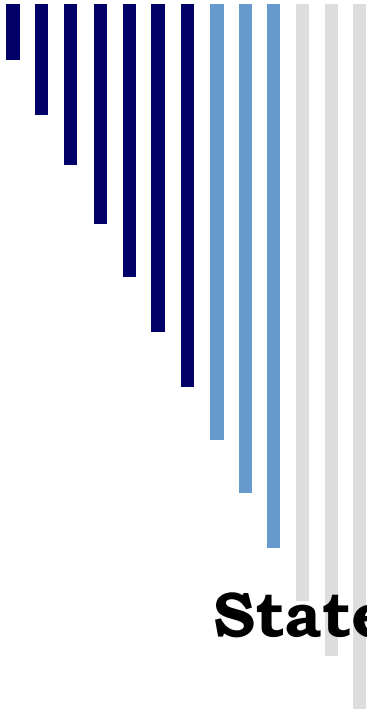
ANNEXURE # 9

Quantitative Data - (M. Tons)	Current Year 2008		Prior Year 2007	
Total Sugar Production (M. Tons)	31,090.00		20,131.50	
	Amount(Rs.)	Cost/Ton	Amount(Rs.)	Cost/Ton
Printing & Stationary(S)	302,265.16	9.72	289,452.14	14.38
Postages & Telegram (S)	25,516.00	0.82	27,501.00	1.37
Telephone & Telex Charges(S)	435,195.00	14.00	305,454.00	15.17
Travelling & Conveyance(S)	410,280.00	13.20	362,449.00	18.00
Subscription, Books & Periodicals(S)	129,950.00	4.18	101,100.00	5.02
Entertainment Exp. (S)	146,655.40	4.72	122,002.00	6.06
Vehicle Maintenance(S)	1,958,410.24	62.99	1,611,294.07	80.04
Other Expenses(S)	3,368,387.00	108.34	2,473,139.00	122.85
<b>Total For Other Factory Overheads</b>	<b>6,776,658.80</b>	<b>217.97</b>	<b>5,292,391.21</b>	<b>262.89</b>
Less: Allocated to :- (D)(D)				
09-9501 White Bagged Sugar (Annex-01)	(6,624,373.47)		(5,175,781.01)	
09-9507 Steam Generation(Annex - 07)	(62,295.45)		(41,059.56)	
09-9508 Electric Generation(Annex - 08)	(89,989.88)		(75,550.64)	
<b>SUB TOTAL</b>	<b>(6,776,658.80)</b>		<b>(5,292,391.21)</b>	
<b>Total for Annexure</b>	<b>-</b>		<b>-</b>	
<b>ALLOCATION BASIS TO FOLLOWING ANNEXURES</b>				
	Allocation Amt.	Base Amt.	Allocation Amt.	Base Amt.
Production & Sales	6,624,373.47	736,953,345.14	5,175,781.01	483,173,571.41
Cost of Steam Generated/ Cons.	62,295.45	6,930,291.29	41,059.56	5,082,540.94
Cost of Electric Power Gener.	89,989.88	10,011,262.52	75,550.64	7,288,655.67
<b>TOTALS</b>	<b>6,776,658.80</b>	<b>753,894,898.95</b>	<b>5,292,391.21</b>	<b>495,544,768.02</b>

**Ale Imran & Co.**  
Chartered accountants

---

**MIRZA SUGAR MILLS LTD.**



**Annexure # 10**

**Statement of Administrative  
Expenses**

**FOR THE YEAR ENDED  
SEPTEMBER 30<sup>TH</sup>, 2008**

---



MIRZA SUGAR MILLS LIMITED

ANNEXURE # 10

Statement of Administrative Expenses

For The Year Ended September 30, 2008

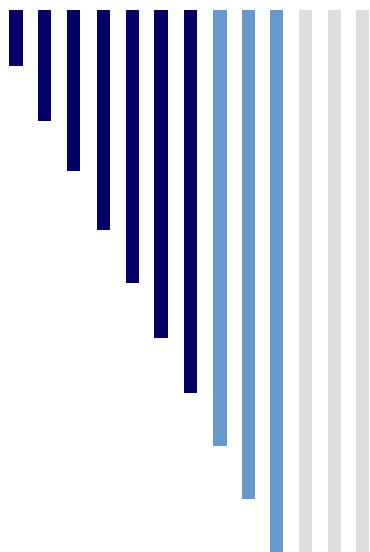
Quantitative Data - (M. Tons)	Current Year 2008	Prior Year 2007
Total Sugar Production (M.Tons)	31,090.00	20,131.50

Description	Amount (Rs.)	Cost/Ton	Amount(Rs.)	Cost/Ton
Salaries, Wages & Benefits (Annex.6) (S)	21,849,948.88	702.80	16,146,810.97	802.07
Rent, Rates & Taxes (S)	150,000.00	4.82	152,000.00	7.55
Insurance (S)	107,264.00	3.45	271,073.00	13.47
Water, Gas & Electricity (S)	678,121.00	21.81	344,382.00	17.11
Printing & Stationary (S)	255,225.00	8.21	229,045.00	11.38
Postages & Telegrams (S)	58,900.00	1.89	52,605.00	2.61
Telephone, Fax & Telex Charges (S)	451,573.00	14.52	438,638.00	21.79
Repairs & Maintenance (S)	1,295,419.63	41.67	725,101.50	36.02
Travelling Expenses (S)	387,473.00	12.46	322,541.00	16.02
Fees & Subscription (S)	542,903.00	17.46	904,592.00	44.93
Entertainment Expenses (S)	62,484.17	2.01	78,405.00	3.89
Advertisement Expenses (S)	35,600.00	1.15	25,460.00	1.26
Legal & Professional (S)	460,000.00	14.80	519,000.00	25.78
Audit Expenses/Remuneration (S)	428,189.00	13.77	69,900.00	3.47
Vehicle Running Expenses (S)	1,832,866.04	58.95	1,117,776.99	55.52
Charity & Donation (S)	13,500.00	0.43	105,000.00	5.22
Lease Rentals (S)	0.00	-	0.00	-
Directors Meeting Fees (S)	0.00	-	0.00	-
Advertisement Expenses (S)	0.00	-	3,000.00	0.15
Depreciation	1,058,821.00	34.06	786,629.00	39.07
Audit Fee & Exp. (S)	0.00	-	277,500.00	13.78
Electric Power Generation (D)		-		-
Electric Power Gen. - Office BL	0.00	-	169,495.50	8.42
Electric Power Gen. - Colony	226,321.08	7.28	96,246.00	4.78
<b>SUB TOTAL</b>	<b>226,321.08</b>	<b>7.28</b>	<b>265,741.50</b>	<b>13.20</b>
Other Expenses (S)	2,272,534.86	73.10	1,507,217.51	74.87
<b>TOTAL FOR ANNEXURE</b>	<b>32,167,143.66</b>	<b>1,034.65</b>	<b>24,342,418.47</b>	<b>1,209.17</b>

**Ale Imran & Co.**  
Chartered accountants

---

**MIRZA SUGAR MILLS LTD.**



**Annexure # 11**  
**Statement of Selling &**  
**Distribution Expenses**

**FOR THE YEAR ENDED**  
**SEPTEMBER 30<sup>TH</sup>, 2008**

---

**MIRZA SUGAR MILLS LIMITED**  
**Statement of Selling Expenses**  
**For The Year Ended September 30, 2008**

**ANNEXURE # 11**

Quantitative Data - (M. Tons)	Current Year 2008		Prior Year 2007	
Total Sugar Production (M.Tons)	31,090.00		20,131.50	
<b>Description</b>	<b>Amount(Rs.)</b>	<b>Cost/Ton</b>	<b>Amount(Rs.)</b>	<b>Cost/Ton</b>
Stacking & Restacking (S)	146,278.85	4.71	75,819.85	3.77
Loading / Unloading (S)	571,758.10	18.39	333,164.70	16.55
Others (S)	1,606,733.00	51.68	-	0.00
<b>Total For Annexure</b>	<b>2,324,769.95</b>	<b>74.78</b>	<b>408,984.55</b>	<b>20.32</b>